

Ficha Técnica

Cocina Serie 600 EV Planchas rápidas Fry Top A Gas

Jemi Simply built to last
Professional Dishwashing
and Cooking Equipment

Selva de Mar, 122-128
08020 Barcelona, España
Tel. 0034 93 308 31 54
Fax. 0034 93 303 38 73
jemi@jemi.es
www.jemi.es

Mod. FRT62 P/69VT EV

Características

Dimensiones exteriores 800 x 600 x 850 mm.

Peso 130 Kg.

Consumo gas Hi (15°C 1013,25 mbar)

Gas natural H G20 Hi = 34.02 MJ / m³ 1,34

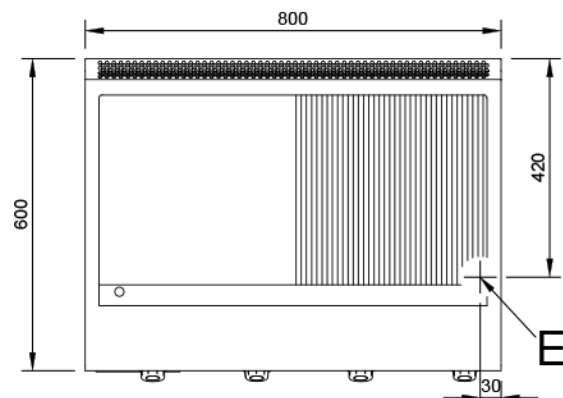
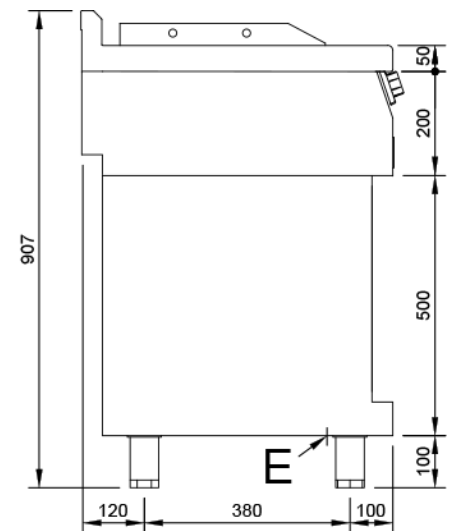
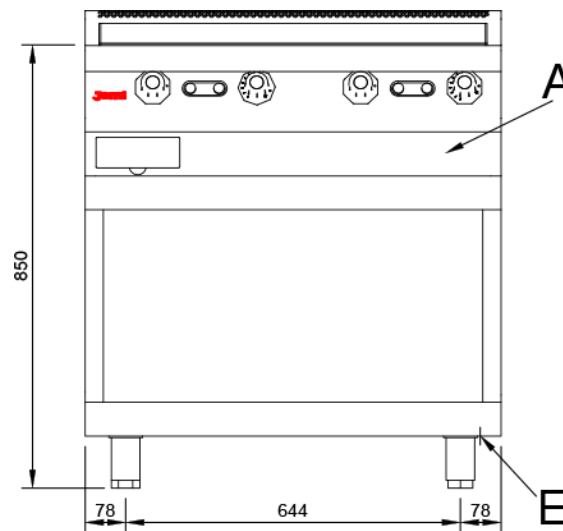
G.P.L. G30 / G31 Hi = 45.65MJ / kg 1,18

Superficie útil 741 x 394 x 12 mm.

Tipo superficie 1/2 Ranurada (CROMO DURO)

Entrada gas 1/2"

Potencia calorífica nominal 16Kw.



Leyenda

A. Placa de características
(frontal interior)

G. Entrada gas 1/2"
Potencia: 16 Kw.
13.800 Kcal/h.

