

Ficha Técnica

Jemi Simply built to last

Professional Dishwashing and Cooking Equipment

Cocina Serie 750 EV Cocinas y encimeras a gas Efficient Line

Selva de Mar, 122-128
08020 Barcelona, España
Tel. 0034 93 308 31 54
Fax. 0034 93 303 38 73
jemi@jemi.es
www.jemi.es

Mod. S706 EV

Características

Dimensiones exteriores 1200 x 750 x 380 mm.

Peso 97 Kg.

Consumo gas Hi (15°C 1013,25 mbar)

Gas natural H G20 Hi = 34.02 MJ / m³ 2,55

G.P.L. G30 / G31 Hi = 45.65MJ / kg 2,40

Quemadores 3 de ø 90 mm.

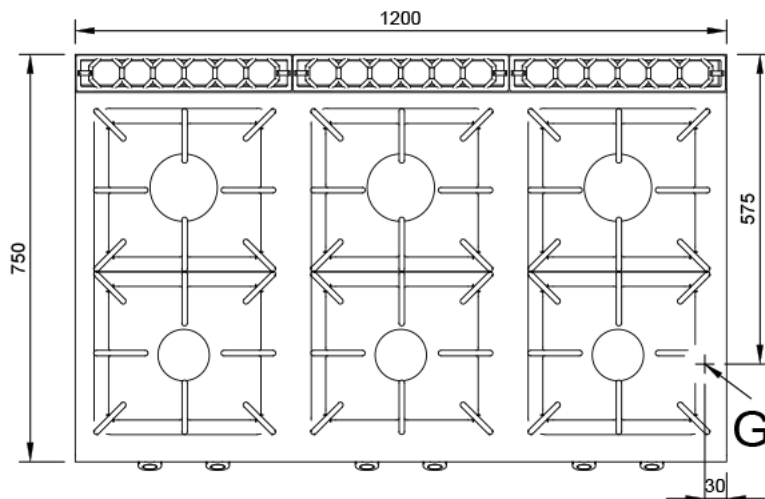
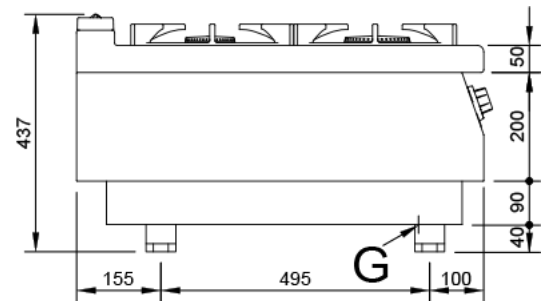
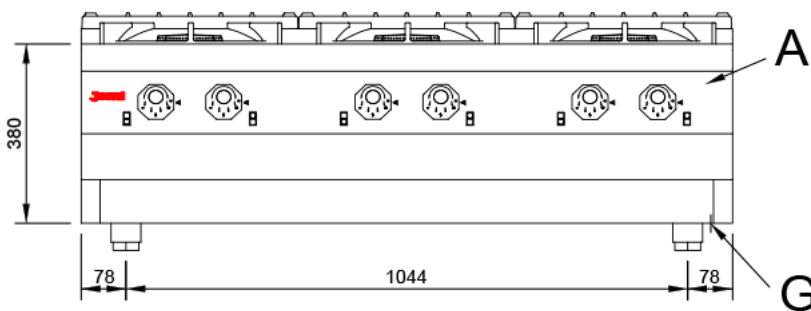
3 de ø 120 mm.

Potencia quemador ø 90 mm. 3,6 Kw. / 3.010 Kcal/h.

Potencia quemador ø 120 mm. 6,6 Kw. / 5.590 Kcal/h.

Entrada gas 3/4"

Potencia calorífica nominal 30,6 Kw.



Leyenda

A. Placa de características
(frontal interior)

G. Entrada gas 3/4".

Potencia gas: 30,6 Kw.
26.316 Kcal/h.

