

# Technical Sheet

**Jemi** Simply built to last

Professional Dishwashing and Cooking Equipment

## Cookers 750 EV Series Cookers with water chamber CHEF

Selva de Mar, 122-128  
08020 Barcelona, España  
Tel. 0034 93 308 31 54  
Fax. 0034 93 303 38 73  
jemi@jemi.es

### Mod. S761 CHEF EV

#### Characteristics

Externals dimensions 1200 x 750 x 380 mm.

Weight 97 Kg.

Gas consumption Hi (15°C 1013,25 mbar)

Natural gas H G20 Hi = 34.02 MJ / m<sup>3</sup> 3,67

G.P.L. G30 / G31 Hi = 45.65MJ / kg 2,89

Burners 6 out of ø 120 mm.

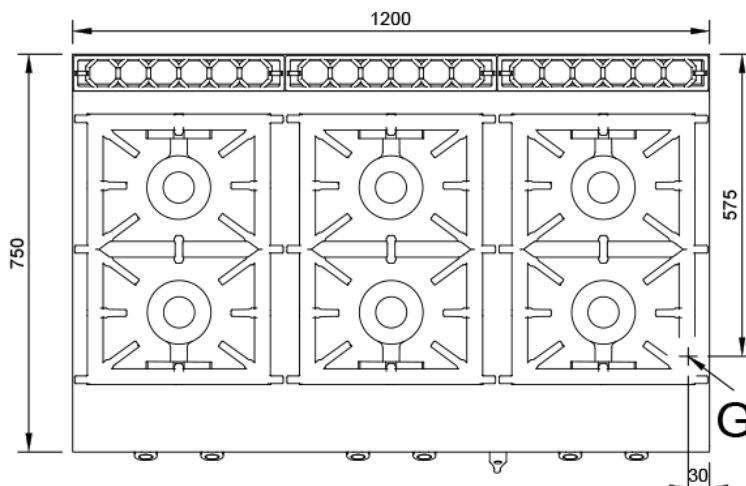
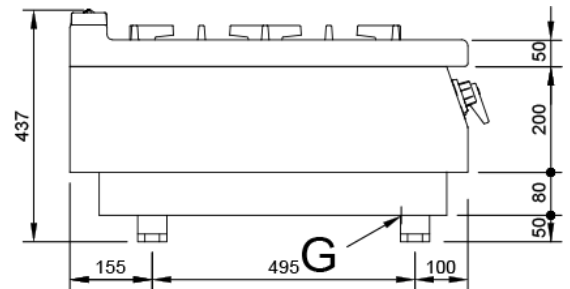
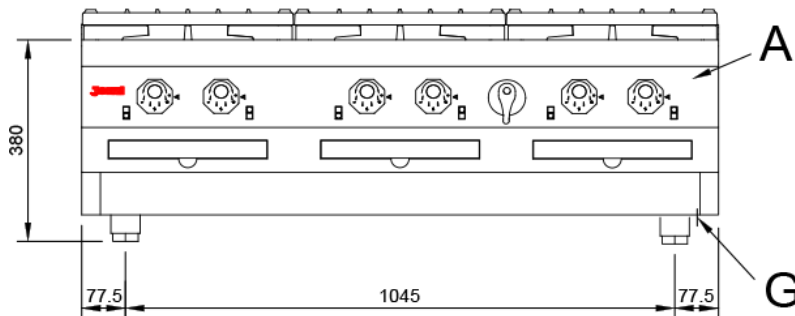
Burner power ø 120 mm. 7,4 Kw. / 6.300 Kcal/h.

Gas inlet 3/4"

Water inlet 1/2"

Drain 1"

Nominal power 43,95 Kw.



#### Index

A. Characteristics plate

(inside panel)

B. Water inlet 1/2"

D. Drain 1"

G. Gas inlet 3/4".

Power: 43,95 Kw.

37.800 Kcal/h.

