

Technical Sheet

Cookers 600 EV Series Electric Bain-Marie

Jemi Simply built to last

Professional Dishwashing
and Cooking Equipment

Selva de Mar, 122-128
08020 Barcelona, España
Tel. 0034 93 308 31 54
Fax. 0034 93 303 38 73
jemi@jemi.es
www.jemi.es

Mod. SBME60 EV

Characteristics

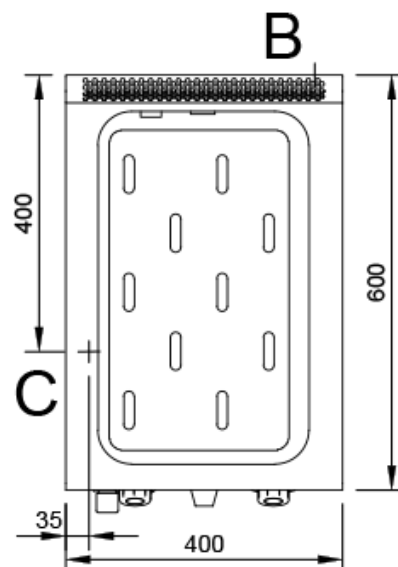
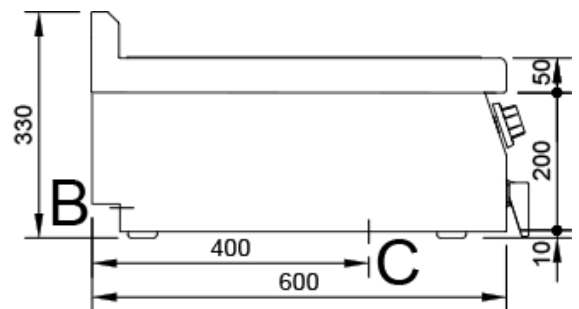
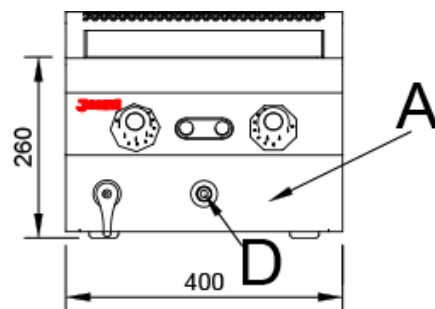
External dimensions 400 x 600 x 260 mm.

Weight 45 Kg.

Tank dimensions 305 x 510 x 120 mm.
GN 1/1

Voltage 230V. II + T.

Electric power 2,5 Kw.



Index

- A. Characteristics plate
(inside panel)
- B. Electric inlet 230V. II + T.
- C. Cold water R 1/2" Gas.
- D. Drain spout
Power: 2,5 Kw.

