

Ficha Técnica

Cocina Serie 900 EV Planchas rápidas Fry Top a Gas

Jemi Simply built to last

Professional Dishwashing
and Cooking Equipment

Selva de Mar, 122-128
08020 Barcelona, España
Tel. 0034 93 308 31 54
Fax. 0034 93 303 38 73
jemi@jemi.es
www.jemi.es

Mod. FRT120 / P122VT EV

Características

Dimensiones exteriores 1200 x 900 x 850 mm.

Peso 253 Kg.

Consumo gas Hi (15°C 1013,25 mbar)

Gas natural H G20 Hi = 34.02 MJ / m³ 2,28

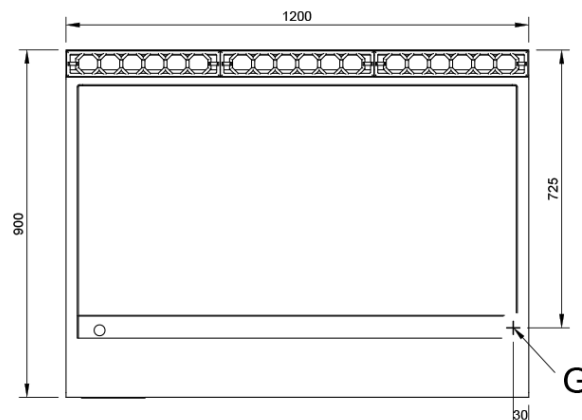
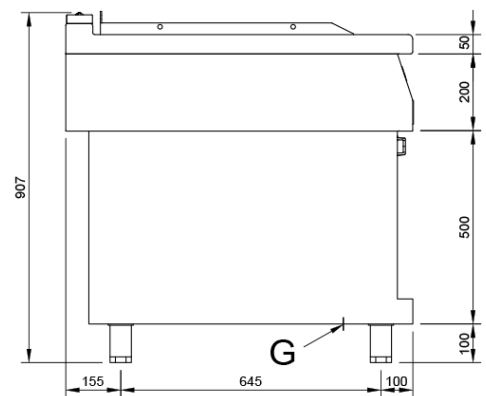
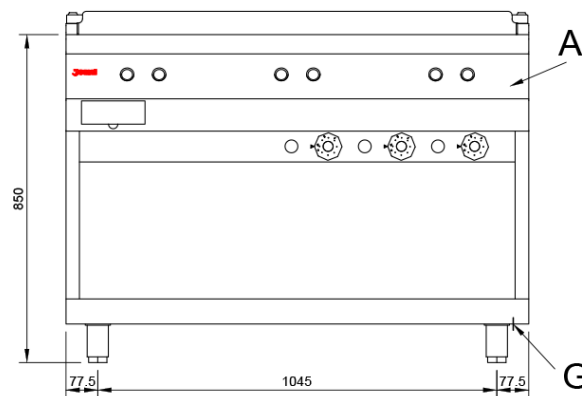
G.P.L. G30 / G31 Hi = 45.65MJ / kg 1,86

Superficie útil 1141 x 656 mm.

Tipo superficie Lisa (CROMO DURO).

Entrada gas 3/4"

Potencia calorífica nominal 27,21 Kw.



Leyenda

A. Placa de características
(frontal interior)

G. Entrada gas 3/4"
Potencia: 27,21 Kw.
23.400 Kcal/h.

