

# Ficha Técnica

## Cocina Serie 1000 EV Planchas rápidas Fry Top a Gas

**Jemi** Simply  
built to last

Professional Dishwashing  
and Cooking Equipment

Selva de Mar, 122-128  
08020 Barcelona, España  
Tel. 0034 93 308 31 54  
Fax. 0034 93 303 38 73  
jemi@jemi.es  
www.jemi.es

### Mod. FRT50 / P103VT EV

#### Características

Dimensiones exteriores 450 x 1000 x 850 mm.

Peso 93 Kg.

Consumo gas Hi (15°C 1013,25 mbar)

Gas natural H G20 Hi = 34.02 MJ / m<sup>3</sup> 0,75

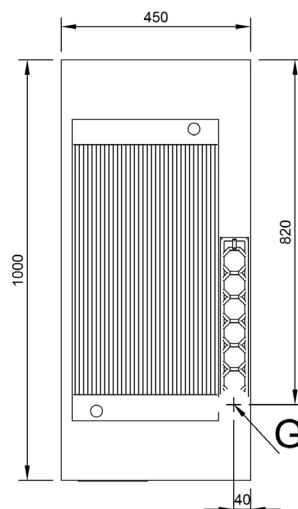
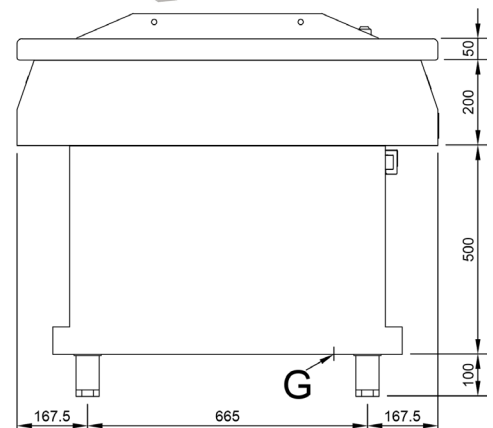
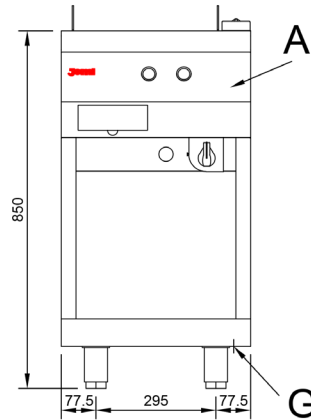
G.P.L. G30 / G31 Hi = 45.65MJ / kg 0,62

Superficie útil 341 x 723 mm.

Tipo superficie Ranurada (CROMO DURO).

Entrada gas 3/4"

Potencia calorífica nominal 9,1 Kw.



#### Leyenda

A. Placa de características  
(frontal interior)

G. Entrada gas 3/4".  
Potencia: 9,1 Kw.  
7.800 Kcal/h.

