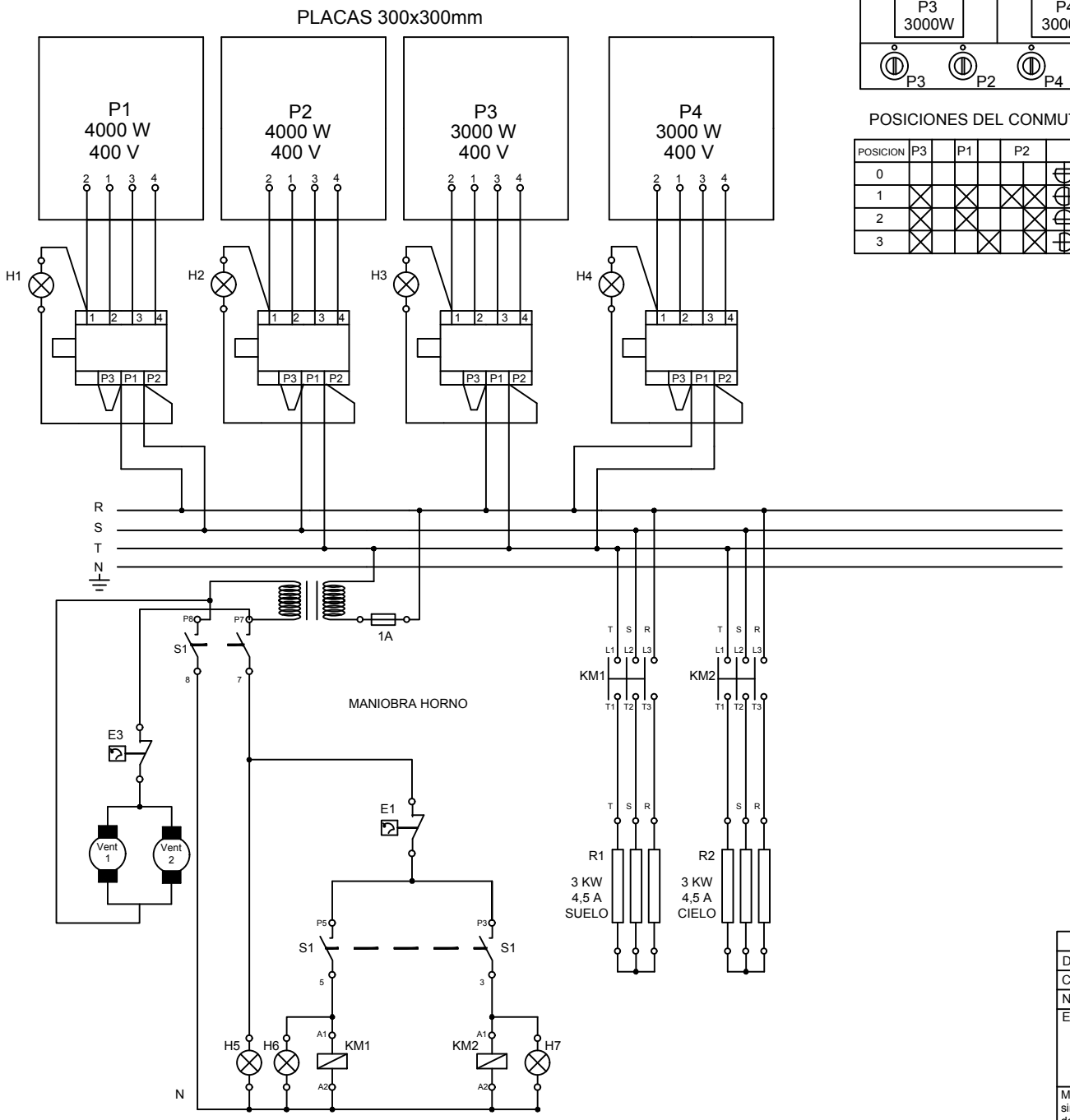

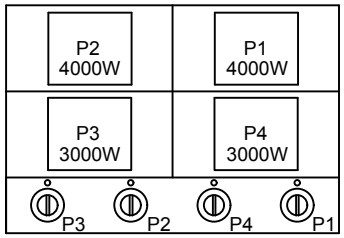

POSICIONES DEL CONMUTADOR.

POSICION	P3		P1		P2			POSICION MANDO
0								0
1	X		X		X	X		3
2	X		X			X		2
3	X			X		X		1

POSICIONES DEL CONMUTADOR.

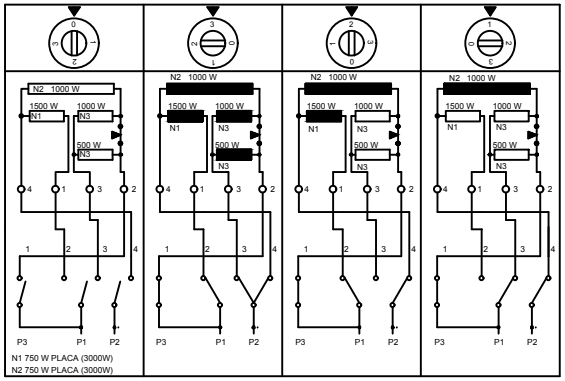

PLACA 4000 W:	4000 W	2500 W	1000 W
PLACA 3000 W:	3000 W	1500 W	750 W

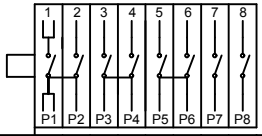

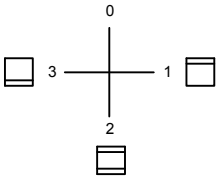

CONTACTOS / POSICION	P1 / 1	P2 / 2	P3 / 3	P4 / 4	P5 / 5	P6 / 6	P7 / 7	P8 / 8	EJE	POSICION MANDO
0										0
1	X			X	X		X	X		3
2	X	X	X	X	X		X	X		2
3		X	X			X	X	X		1

POSICIONES DEL CONMUTADOR HORNO.

CABLE ALIMENTACION ELECTRICA:
MANGUERA 5 x 10 mm^2 SECCION.
CABLES INSTALACION ELECTRICA PLACAS:
PROTECCION DE SILICONA.
4 mm^2 SECCION.
CABLES INSTALACION ELECTRICA HORNO:
PROTECCION DE SILICONA.
4 mm^2 SECCION.

ALIMENTACION ELECTRICA:
400 V TRIFASICA+NEUTRO+TIERRA.
POTENCIA: 20.000 W

	Fecha	Nombre		
Dibuj.	14/09/17	J.B.S.	COCINAS ELECTRICAS	JEMI Simply Built to Last
Compr.				
Norma				
Escala			ESQUEMA ELECTRICO MOD: 411 E	N° PLANO EE-411E400T SIN NEUTRO
Medidas sin ind. de toler. fino DIN7168			TRIFASICA 400 V (Sin neutro)	Sustituye a: